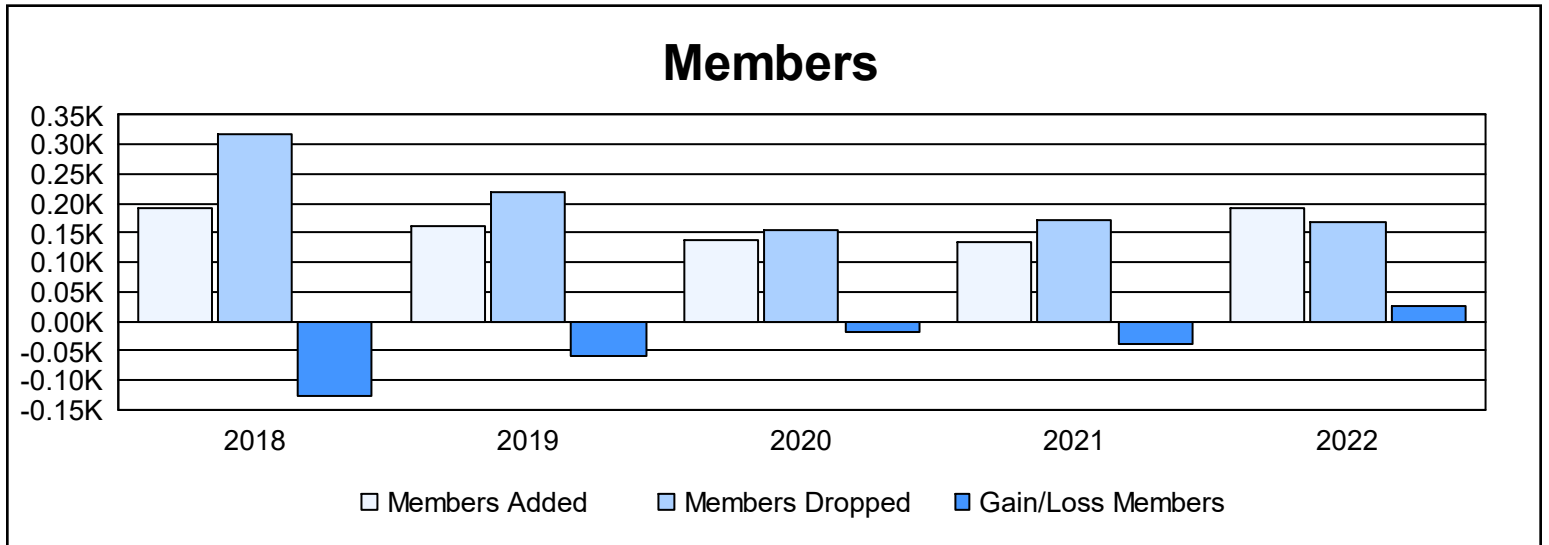
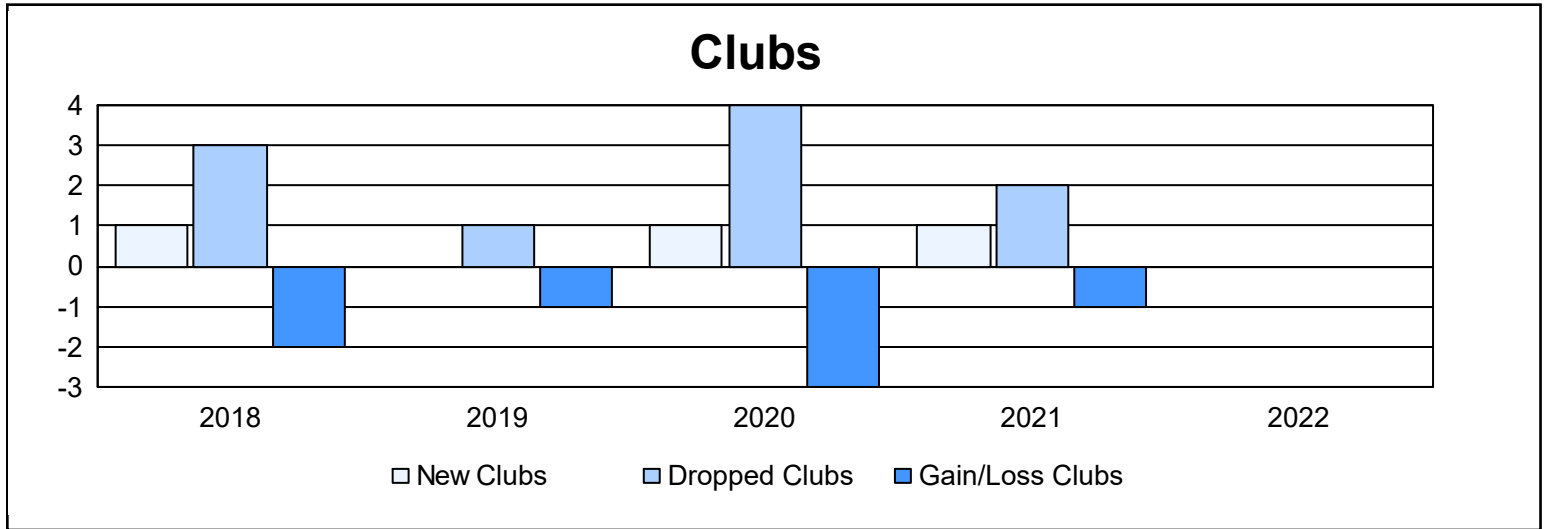
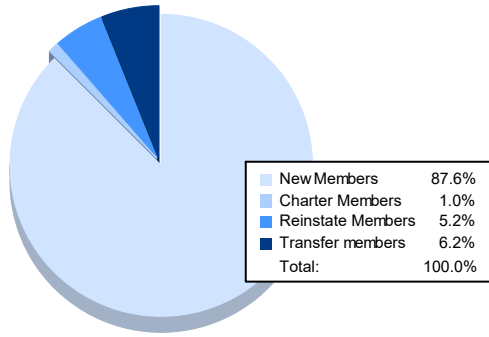


Year	New Clubs	Dropped Clubs	Gain/ Loss Clubs	New Members	Charter Members	Reinstate Members	Transfer Members	Total Member Added	Total Members Dropped	Gain/ Loss Members
2017-2018	1	3	-2	138	25	9	20	192	319	-127
2018-2019	0	1	-1	110	17	23	10	160	220	-60
2019-2020	1	4	-3	91	27	7	13	138	155	-17
2020-2021	1	2	-1	92	30	6	6	134	171	-37
2021-2022	0	0	0	169	2	10	12	193	167	26
<b>Average</b>	<b>1</b>	<b>2</b>	<b>-1</b>	<b>120</b>	<b>20</b>	<b>11</b>	<b>12</b>	<b>163</b>	<b>206</b>	<b>-43</b>



### Membership Composition June 2022 Cumulative



### Gender Composition June 2022 Cumulative

